

Modeling, Simulation and Optimization of agricultural greenhouse microclimate by the application of artificial intelligence and / or fuzzy logic

Didi Faouzi ^{*1} , N. Bibi-Triki ² , B. Draoui ³ , A. Abène ⁴

Abstract— Agricultural greenhouse is largely answered in the agricultural sphere, despite the shortcomings it has, including overheating during the day and night cooling which sometimes results in the thermal inversion mainly due to its low inertia.

The glasshouse dressed chapel is relatively more efficient than the conventional tunnel greenhouse. Its proliferation on the ground is more or less timid because of its relatively high cost.

Agricultural greenhouse aims to create a favorable microclimate to the requirements of growth and development of culture, from the surrounding weather conditions, produce according to the cropping calendars fruits, vegetables and flower species out of season and widely available along the year. It is defined by its structural and functional architecture, the quality thermal, mechanical and optical of its wall, with its sealing level and the technical and technological accompanying.

The greenhouse is a very confined environment, where multiple components are exchanged between key stakeholders and them factors are light, temperature and relative humidity[8].

This state of thermal evolution is the level sealing of the cover of its physical characteristics to be transparent to solar, absorbent and reflective of infrared radiation emitted by the enclosure where the solar radiation trapping effect otherwise called "greenhouse effect" and its technical and technological means of air that accompany.

The socio-economic analysis of populations in the world leaves appear especially the last two decades of rapid and profound transformations

These changes are accompanied by changes in eating habits, mainly characterized by rising consumption spread along the year.

To effectively meet this demand, greenhouse-systems have evolved, particularly towards greater control of production conditions (climate, irrigation, ventilation techniques, CO₂ supply, etc ...).

Technological progress has allowed the development of greenhouses so that they become increasingly sophisticated and of an industrial nature (heating, air conditioning, control, computer, regulation, etc ...). New climate driving techniques have emerged, including the use of control devices from the classic to the use of artificial intelligence such as neural networks and / or fuzzy logic, etc...

As a result, the greenhouse growers prefer these new technologies while optimizing the investment in the field to effectively meet the supply and demand of these fresh products cheaply and widely available throughout the year.

Index Terms— Greenhouse , microclimate , Modeling , fuzzy controller , Optimization , Solar Energy , Energy saving , Climate Model ,Greenhouse effect , Temperature , Arid region.

I. Introduction

Agricultural greenhouse originally designed as a simple enclosure limited by a transparent wall, as is the case for conventional tunnel greenhouses and largely answered chapel in several countries including those of the Mediterranean basin[21]. They amplify certain characteristics of the surrounding environment, thus involving variations of internal energy and fairly significant heat loss due to the low inertia of the clamp system[7-10].

To maintain a microclimate suited to the demands of the protected culture, energy intake and the introduction of new technologies and air conditioning operation becomes necessary and essential, to do so face the challenge of supply and demand of agricultural products fresh throughout the year for a strictly increasing population[18].

We are interested in this product conditioning of agricultural greenhouse while characterizing the dynamic operation of the complex system that is the greenhouse with its various compartments[8-21], develop models to reproduce the essential properties, mechanisms and interactions different compartments and to approach the analysis of thermo-fluid behavior of agricultural greenhouse.

New climate techniques have emerged, including the use of regulation devices ranging from classical to the use of artificial intelligence, such as neural networks and / or fuzzy logic, etc

Many facilities have been designed to regulate and monitor climate variables in an agricultural greenhouse,

such as: Temperature, Humidity, CO₂ concentration, Irrigation, the ventilation, etc. The possibilities offered by greenhouse climate computers have solved the problems

¹* Faculty of Science and Technology, Department of Physics, University of Abou-bakr Belkaid, B.P. 119, Tlemcen, Algeria

¹* E-mail : didifouzi19@yahoo.com

² Materials and Renewable Energy Research Unit M.R.E.R.U University of Abou-bakr Belkaid, B.P. 119, Tlemcen, Algeria

² E-mail : n_bibitriki@hotmail.fr

³Energy Laboratory in Drylands University of Bechar, BP 417, 08000 Bechar Algeria

⁴Euro-Mediterranean Institute of Environment and Renewable Energies (123ER) University of Valenciennes, France

relating to the regulation and respect of climate instructions required by protected cultivation[19-22].

The climate computer greenhouse will have to be integrated as a tool for dynamic management of production, able to choose the most appropriate climate route, meet objectives and production orders, while minimizing inputs.

The complexity of managing and optimizing this environment can not be addressed only through a comprehensive approach to operating greenhouses-systems.

Greenhouse management and the urgent and varied consumer demand make the problem multivariable, nonlinear and highly complex.

II. Modeling the greenhouse

This article deals with the modeling and simulation of our greenhouse model which is based on the method of GUESS. [1]

GUESS is a model set in parameter block, meaning that spatial heterogeneity is ignored and it is assumed that the inner content and the flow through the system boundary are evenly distributed. .

The conservation equations are used to model the rate of system status change.

- ✓ For a warm greenhouse these state variables would be the indoor temperature, relative humidity, air pressure and CO2 concentration.
- ✓ For the plant state variables are the water content, the body temperature, dry weight or biomass, and internally sheet CO2.

A complete equation for the transport of some scalar quantity through a control volume is as following:

$$CV \frac{\partial \Phi}{\partial x} = A(F_{int} - F_{out}) + V(Q_{source} - Q_{sink}) \quad (1)$$

C: The heat capacity (J / m³. k)

V: System Volume (m³)

Φ: is a quantity describing the state of the system (W/ m²)

dx: Material thickness (m)

A: The flow boundary surface (control surface) (m²)

F_{int}, F_{out}: Internal and external flux (W / m²)

II.1 Modeling the climate of the greenhouse systems

II.2.1 Cooling Pad Model

In a greenhouse, evaporative cooling devices are used to reduce the temperature when the fan can not reach appropriate levels for optimal plant growth. In equipped greenhouses, cooling evaporation is the second part of the unrealized gain. Most evaporative cooling methods can be modeled as adiabatic cooling process; the minimum temperature and the achievable maximum vapor pressure is equal to the wet bulb.

The effectiveness of the typical tablet is about 85%. The heat loss rate depends on the fan speed.

$$H_{pad} = H_{out} + \eta_{pad}(H_{wb} - H_{out}) \quad (2)$$

$$T_{pad} = T_{out} - \eta_{pad}(T_{wb} - T_{out}) \quad (3)$$

$$Q_{pad} = \rho \dot{V} Fan C_p \eta_{pad} (T_{out} - T_{wb}) \quad (4)$$

η_{pad}: Pad efficiency

T_{out}, T_{wb}: The difference between the outside temperature and wet bulb (K)

C_p: Specific heat (J/kg.k)

ρ: Density (kg /m³)

ṽ: fan speed (m/s)

II.2.2 Model of fogging system

The flow of steam and heat are determined through Ohm's Law and is as following:

$$\dot{e} = KA_{net} (VP_{sat} (T_{wb} [T_{air}, rh_{air}]) - VP_{air}) \quad (5)$$

$$q = \lambda \dot{e} \quad (6)$$

q : Is the heat transfer between the nebulizer and the air of agricultural greenhouse (W/m²)

K : Global coefficient of heat transmission (W/m².k)

P_{sat} : Saturation pressure (Pascale)

P_{air} : Pression de l'air ambiant (pascale)

λ : Thermal conductivity (W/m².k)

II.2.3 Evaluation Model of the wall temperature T_p

The T_p wall temperature evaluation model [8] ,closest to reality is determined based on the average temperatures T_{pi} and T_{pe}

$$T_p = \frac{T_{pi} + T_{pe}}{2} \quad (7)$$

The indoor and outdoor temperatures T_{pi} and T_{pe} are:

$$T_{pi} = T_{air,i} - \frac{K(T_{air,i} - T_{air,e})}{h_{pi}} \quad (8)$$

$$T_{pe} = T_{air,e} + \frac{K(T_{air,i} - T_{air,e})}{h_{pe}}$$

The temperature evaluation model of T_p wall will be expressed:

$$T_p = \frac{T_{air,i} + T_{air,e} + \frac{k(h_{pi} - h_{pe})}{h_{pi} \cdot h_{pe}} \cdot \frac{T_{air,i} - T_{air,e}}{2}}{\frac{T_{air,i} + T_{air,e}}{2} + C_B \frac{T_{air,i} - T_{air,e}}{2}}$$

Where:

$$C_B = \frac{\lambda(h_{pi} - h_{pe})}{\lambda(h_{pi} + h_{pe}) + e h_{pi} \cdot h_{pe}}$$

T_{air,i}, T_{air,e} : Dry Air temperature Inside / Outside (K)

h_{pi}, h_{pe} : Coefficient of superficial exchanges at the inter wall, of the outer wall (W/m².k)

C_B : Quotient de BIBI(.)

This report dimensionless C_B is used in evaluating the T_p wall temperature, it is now called the quotient of BIBI, it is the ratio of the difference of surface thermal exchange by conduction, convection and radiation occurring at the level of the greenhouse coverage.

II.2.4 Heating system

The heat produced per unit of fuel is modeled as:

$$h_{sensible}^{combustion} = LHV + \dots - (1 - r) C_{p,air} T_{exhaust} \quad (9)$$

h_{sensible}^{combustion} : Sensible heat load of a condensing water heater

(J) , LHV : is lower heating value (KJ/kg) ,

Φ : is the fuel air , 36/16 : is the weight ratio of the produced steam to supply the burner , T_{exhaust} : is the temperature of the exhaust gas (k) and r is the return ratio.

II.3 Energy balance of the greenhouse

The analytical energy balance equation of the greenhouse:

Stored energy change = Gain from internal sources+ Gain from the sun - Losses due to conduction through the cover - Losses due to long wave radiation - Unrealized losses (evaporation) - Losses due to the exchange of air .

$$\begin{aligned} \rho_{air} V_{GH} C_{P,GH} \frac{dT_{in}}{dt} &= \underbrace{\alpha_{SW} \tau_{glass} I + Q_{heaters}}_{\substack{GAIN \\ Shortwave \\ Solar}} + \dots \\ &+ \underbrace{\frac{r_{conv,out} + r_{cond,cover}}{r_{conv,in} + r_{cond,cover} + r_{conv,out}} \lambda K_{cond} A_{cover} [VP_{in} - VP_{sat}(T_{cover})]}_{\substack{GAIN \\ Condensation}} \dots \\ &- \underbrace{h_{r,sky} (1 - \epsilon_{cover})(T_{in} - T_{sky}) - 08\epsilon_{cover} h_{r,cover} (T_{in} - T_{cover})}_{\substack{LOSSES \\ longwave}} \dots \\ &- \underbrace{A_{floor} \eta_{utilization} \frac{\Delta R_{net}}{\Delta + \gamma}}_{\substack{LOSSES \\ Evapotranspiration}} \dots - \dots \\ &\underbrace{\left[\frac{1}{r_{conv,in} + r_{cond,cover} + r_{conv,out}} A_{cover} + P_{floor} (U\ell)_{perimeter} \right] (T_{in} - T_{out})}_{\substack{LOSSES CONT \\ conduction}} \dots \\ &\dots - \underbrace{\lambda K A_{net} (VP_{sat}(T_{wb}[T_{air}, rh_{air}]) - VP_{air})}_{\substack{LOSSES CON \\ Foggers}} \dots - \dots \\ &\underbrace{\rho C_{(P,air)} \dot{V}_{inf} (T_{in} - T_{out}) - \rho C_{(P,air)} \dot{V}_{net} (T_{in} - T_{pad})}_{\substack{LOSSES CON \\ advection}} \end{aligned} \quad (10)$$

e_{sat} : Indicates the report saturated with the relative humidity in the sub-model of combustion
(Kg steam / kg air)

$Q_{heaters}$: Is the heat provided by the heating system (W)

$r_{conv,in}, r_{conv,out}$: Heat transfer coefficient inside and outside by convection (W/m².k)

2.4 The mass transfer in the greenhouse

The mass balance for moisture in the greenhouse can be written as following :(eq : 11)

$$\begin{aligned} \rho_{air} V_{greenhouse} \frac{de_{in}}{dt} &= -\dot{V}_{inf} * \rho_{air} (H_{in} - H_{out}) - \dot{V}_{vent} \\ &* \rho_{air} (H_{in} - H_{pad}) \\ &+ \frac{1}{\lambda} A_{floor} \eta_{utilization} \frac{\Delta R_{net}}{\Delta + \gamma} \\ &\quad \text{Evapotranspiration} \\ &- \underbrace{K_{cond} A_{cover} [VP_{in} - VP_{sat}(T_{cover})]}_{\substack{condensation}} \\ &+ \underbrace{K A_{net} (VP_{sat}(T_{wb}[T_{air}, rh_{air}]) - VP_{air})}_{\substack{foggers}} \\ &+ r \phi e_{sat} (T_{exhaust}) \frac{Q_{heat}}{h_{combustion}} \\ &\quad \text{combustion} \end{aligned}$$

\dot{V}_{inf} : The speed of air infiltration (m/s)

$V_{greenhouse}$: The total volume of agricultural greenhouse (m³)

H_{in}, H_{out} : Is the indoor and outdoor humidity (KJ / kg)

\dot{V}_{vent} : Ventilation rate (m³ air / s)

And for the humidity balance:

Rates of change in absolute humidity = Infiltration + Ventilation * (humidity difference with the outside) + Misting + Cooling + AND - Condensation.

the status of humidity function is: (eq : 12)

$$\frac{dH_{in}}{dt} = \underbrace{-nV_p(H_{in} - H_{sat})}_{\substack{Ventilation \\ infiltration}} + \underbrace{K_{foggers}(VP_{in} - VP_{sat,wetbulb})}_{\substack{Misting \\ Cooling}} - \underbrace{K_{condensation}(VP - VP_{sat})}_{\substack{AND \\ - \\ Condensation}} + \underbrace{E}_{\substack{Evapotranspiration}}$$

E : The amount of heat provided by evapotranspiration (W)

Mass balance for CO₂ is : (eq : 13)

$$\begin{aligned} \rho_{air} V_{greenhouse} \frac{100 dC_{CO_2 in}}{29 dt} &= -\rho_{air} \frac{100}{29} (\dot{V}_{inf} + \dot{V}_{vent})(C_{CO_2 in} - C_{CO_2 out}) \\ &+ -\dot{F}_{photosynthesis} + r\zeta \frac{100}{MW_{fuel} h_{combustion}} Q_{heat} \end{aligned}$$

CO₂ Mass Balance in molar units (ppm or μmol CO₂ per mol air). ζ is the number of moles of carbon per mole of fuel

\dot{V}_{inf} : Ventilation rate (m³ air/s)

$\dot{F}_{photosynthesis}$:The amount of heat supplied by photosynthesis (W)

II.5 Photosynthesis

Photosynthesis is a complex process. CO₂ fixation and subsequent conversion into carbohydrates are not a single reaction, but a series of steps, the Calvin cycle (see diagram below). [2]

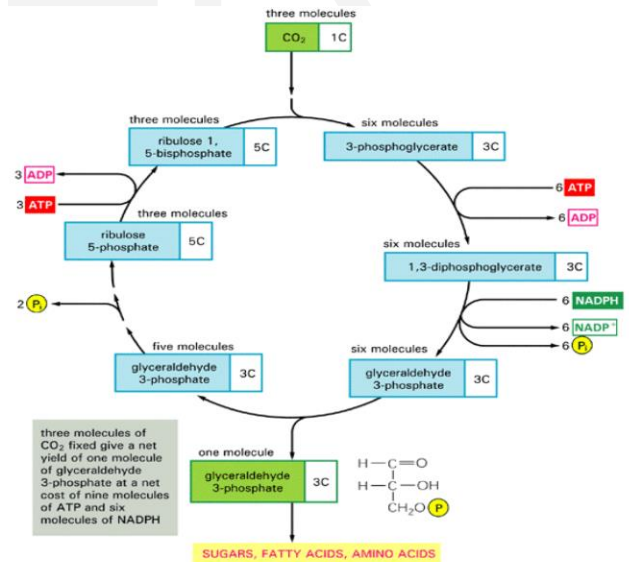


Fig.1 Schematic Calvin cycle. The reaction at the apex (CO₂ fixation and RuBP) is catalyzed by the enzyme Rubisco. this reaction ordered carbon assimilation rates, and that is modeled by Farquhar. al. equations. Source: Cellupedia, "Calvin cycle"

According to Farquhar model , the CO₂ compensation model is:

$$P = \left(1 - \frac{\Gamma}{C_i}\right) * \min\{W_c, W_j\} \quad (14)$$

Farquhar model with Γ , CO2 compensation point

C_i : Internal CO2 concentration (ppm)

II.6 Plant state of water balance

$$C_{PLANT} \frac{d\psi_{plant}}{dt} = \frac{(\psi_{soil} - \psi_{plant})}{R_{root} A_{root}} - E \quad (15)$$

In the model of GUESS, we assume that the soil is well watered, so that the physiological effects of the state of water should be minimal, except in stomata.

ψ : the potential of water

C_{PLANT} : Is the capacity of the plant (mole*m²)

E : Is evapotranspiration.

A_{root} : The root surface (m²)

R_{root} : The growth rate

II.8 Stomatal conductance and balance CO2

The rate of photosynthesis in the Farquhar model depends on the internal concentration of CO₂.

To determine the concentration of CO₂, a mass balance is performed on the sheet.

$$C_{leaf} \frac{d[CO_2]_i}{dt} = \frac{([CO_2]_e - [CO_2]_i) - P_{net}}{g_{stomatal} + g_{aerodynamic}} \quad (16)$$

According to GUESS the plant stomatal equation of is:

$$g_{stomatal} = \min \left\{ g_{closed} + m \left(\frac{rh_{leaf} P_{net}}{[CO_2]_{leaf}} \right) * \left(\frac{\theta_{soil} - \theta_{WP}}{\theta_{FC} - \theta_{WP}} \right), g_{open} \right\}$$

Ball-Berry modified model used in GUESS (eq :17)

$g_{stomatal}$:Is stomatal conductance in units of (mole.s⁻¹.m⁻².)

III.3 Fuzzy sets

The input variables in a fuzzy control system are generally mapped by sets of membership functions similar to it, called "fuzzy set". The process of converting a crisp input value to a fuzzy value is called "fuzzy logic". A control system may also have different types of switch, or "ON-OFF", inputs and analog inputs and during switching inputs will always be a truth value of 1 or 0, but the system can handle as simplified fuzzy functions happen to be one value or another. Given "mappings" of input variables membership functions and truth values, the microcontroller then makes decisions for action on the basis of a set of "rules" .

III.3.1 Membership functions

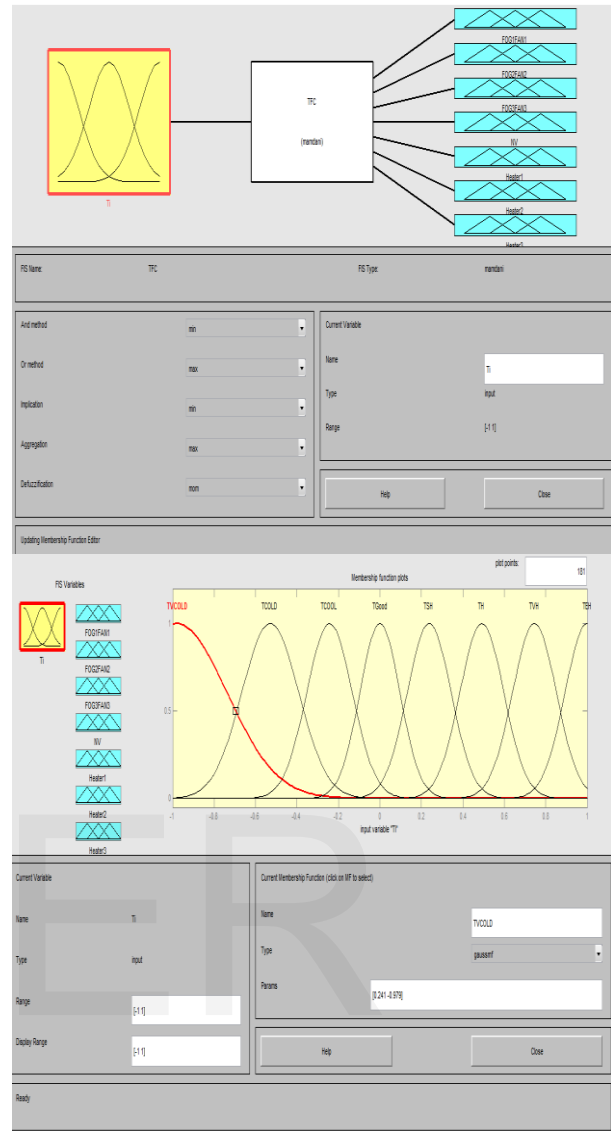


Fig.2 Representation rules of membership

III.3.2 Rules of decisions

- ✓ If (Ti is TVCOLD) then (FOG1FAN1 is OFF)(FOG2FAN2 is OFF)(FOG3FAN3 is OFF)(NV is OFF)(Heater1 is ON)(Heater2 is ON)(Heater3 is ON) (1)
- ✓ If (Ti is TCOLD) then (FOG1FAN1 is OFF)(FOG2FAN2 is OFF)(FOG3FAN3 is OFF)(NV is OFF)(Heater1 is ON)(Heater2 is ON)(Heater3 is OFF) (1)
- ✓ If (Ti is TCOOL) then (FOG1FAN1 is OFF)(FOG2FAN2 is OFF)(FOG3FAN3 is OFF)(NV is OFF)(Heater1 is ON)(Heater2 is OFF)(Heater3 is OFF) (1)
- ✓ If (Ti is TSH) then (FOG1FAN1 is OFF)(FOG2FAN2 is OFF)(FOG3FAN3 is OFF)(NV is ON)(Heater1 is OFF)(Heater2 is OFF)(Heater3 is OFF) (1)
- ✓ If (Ti is TH) then (FOG1FAN1 is ON)(FOG2FAN2 is OFF)(FOG3FAN3 is OFF)(NV is OFF)(Heater1 is OFF)(Heater2 is OFF)(Heater3 is OFF) (1)

- ✓ If (Ti is TVH) then (FOG1FAN1 is ON)(FOG2FAN2 is ON)(FOG3FAN3 is OFF)(NV is OFF)(Heater1 is OFF)(Heater2 is OFF)(Heater3 is OFF) (1)
- ✓ If (Ti is TEH) then (FOG1FAN1 is ON)(FOG2FAN2 is ON)(FOG3FAN3 is ON)(NV is OFF)(Heater1 is OFF)(Heater2 is OFF)(Heater3 is OFF) (1)

IV.1 Greenhouse global Model

IV. Simulation and model validation

Our model is based on the greenhouse GUESS model that is set for a multi greenhouse chapel which each module is 8.5 m wide, 34 m deep and ridge height of 4.5 m . Infiltration rate is 1.1 air changes per hour, and a U value of 5.76 W / m².K was used. The model of the plant was set for Douglas seedling plants were started at 0.57 g dry weight, and harvested 1.67 g dry weight; a new growing season was recorded at harvest.

A set of hourly data for 2015 (1 January to 31 December)

weather station of Biskra Algeria [6], was used to validate our model as a CSV file that consists of four columns (global solar radiation, temperature, humidity and wind speed).

The model of the greenhouse was coded using the full version of Windows MATLAB R2012b (8.0.0.783), 64bit (win64) with Simulink. The simulation was performed on a Toshiba laptop. The laptop is equipped with a hard drive 700 GB and 5 GB of RAM. Simulink model of the parties were made in "Accelerator" mode that has first generated a compact representation of Code C of the diagram, then compiled and executed.

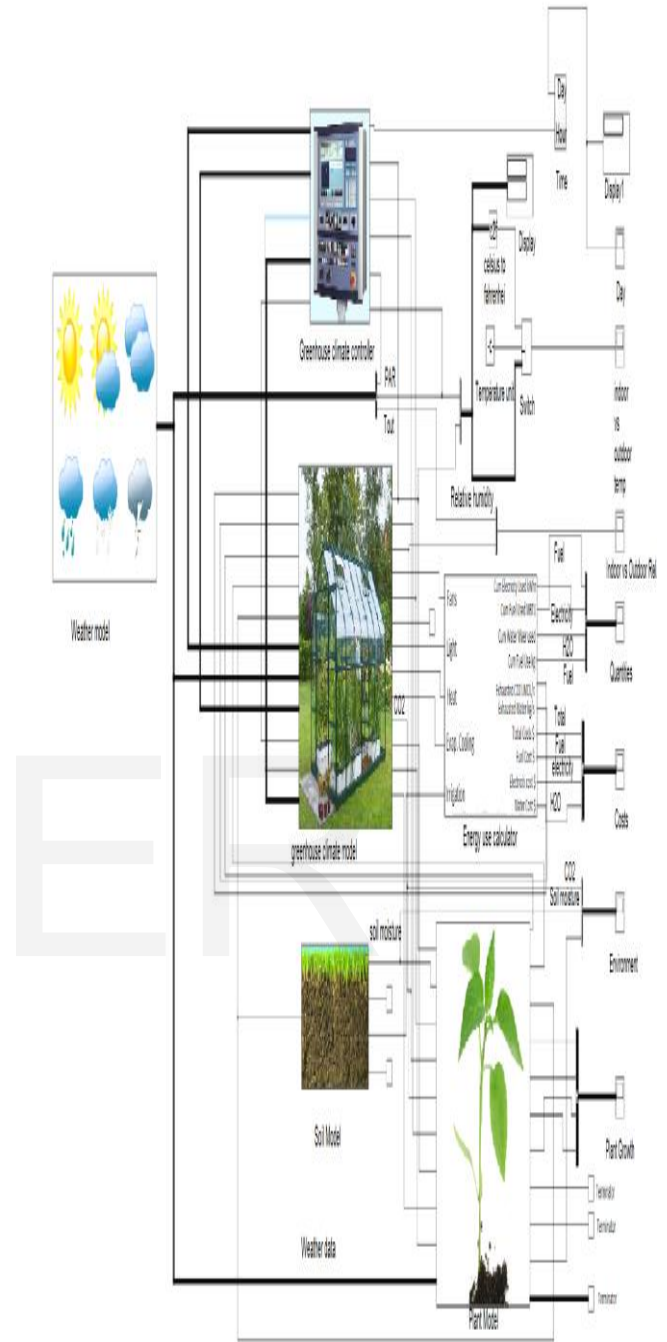


Fig.3 Simulink representation of the global greenhouse model

IV.2 Greenhouse Climate Model

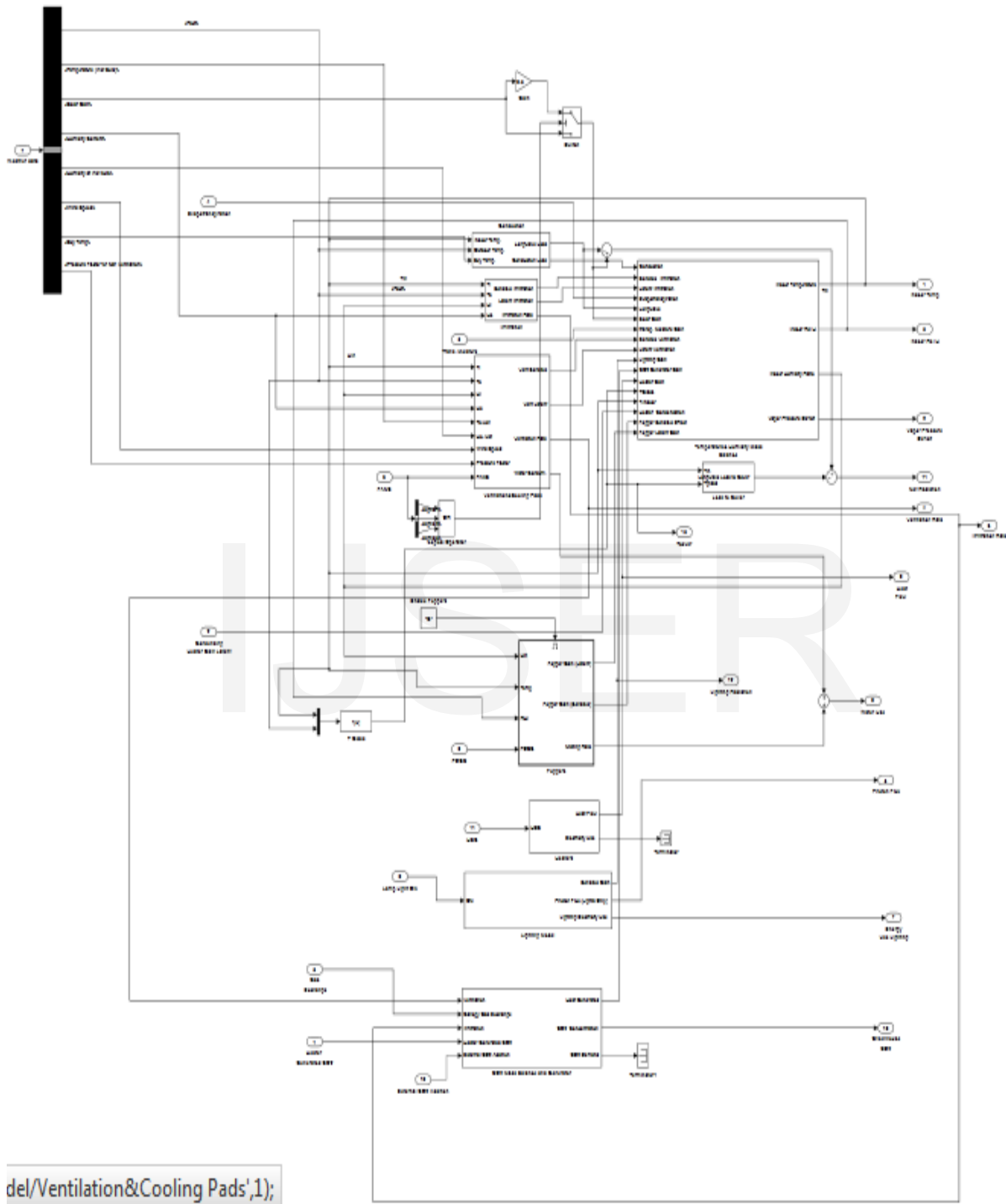


Fig.4 Simulink representation of the greenhouse climate model

V. RESULTS

the simulation results clearly visualize the actual thermo-energy behavior of agricultural greenhouse, applying the model of artificial intelligence, namely the application of fuzzy logic in arid region[6].

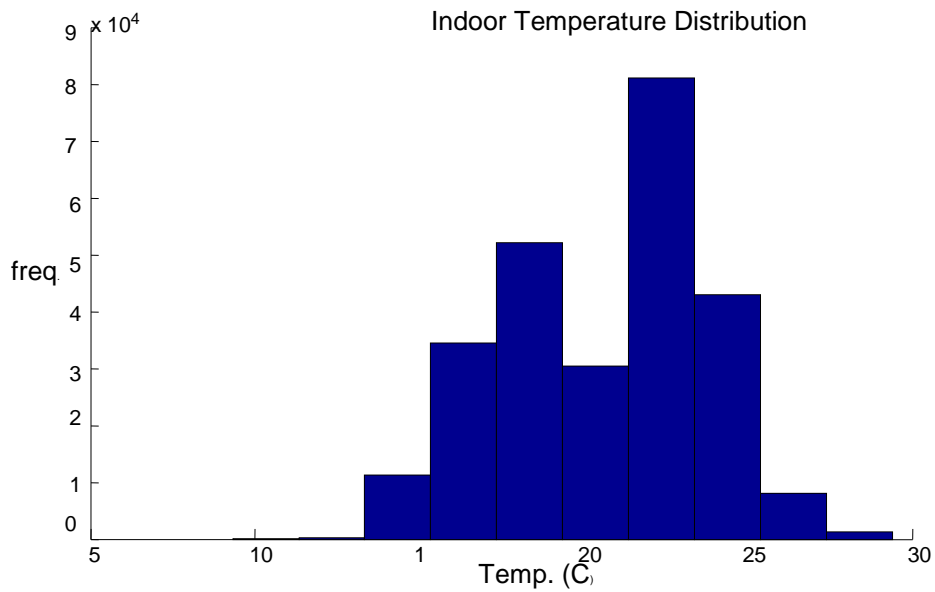


Fig. 6 Histogram shows the distribution of indoor temperature

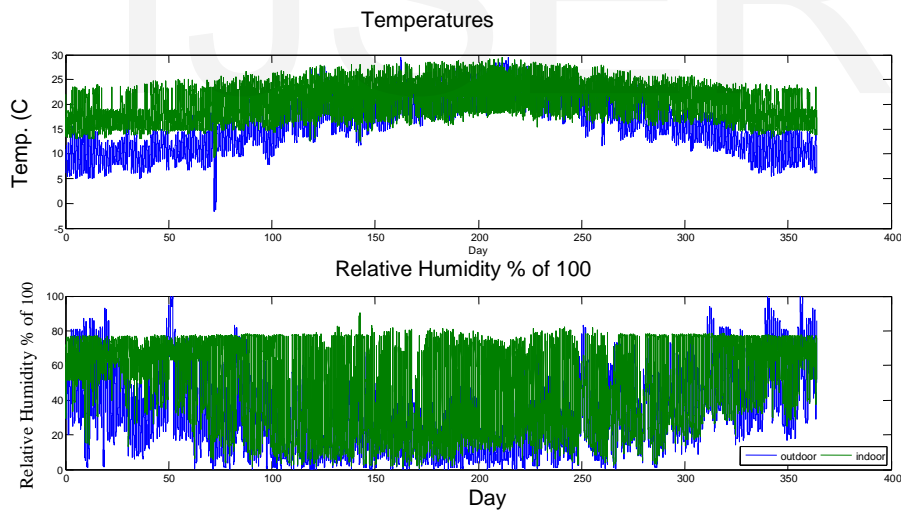


Fig. 7 The evolution of humidity and temperature (interior / exterior)

It is found that most of the internal temperature values are in the range 15 °C to 25 °C for the autumn winter period, and in the range 20 °C to 28 °C for the spring summer period in a large variation the temperature during the winter autumn period is due to heat loss during the night, clearing heating is insufficient and expensive for this improved thermal insulation of the covering wall is necessary. The improved thermal insulation of the cover may be carried out in practice by the addition of an plastic air bubble layer mounted to the inside wall face.

During the period spring summer the temperature is almost within the desired range except for half of the summer where the temperature is a little increase .The use of cooling systems and spray is necessary to lower the temperature in the interval longed for

But this solution is insufficient and really expensive, for this purpose we should improve the characteristics of the coverage of the agricultural greenhouse for example thermal insulation or blanket double wall which demonstrates improved efficiency of heating and cooling ... etc

The relative humidity generally stays close to the optimum for all the year except in summer when the humidity drops below threshold due to significant vaporization used for temperature compensation, to resolve this problem adding a screen on the roof of the greenhouse and improving irrigation can compensate the lack of relative humidity in the arid region.

Plant growth characteristics

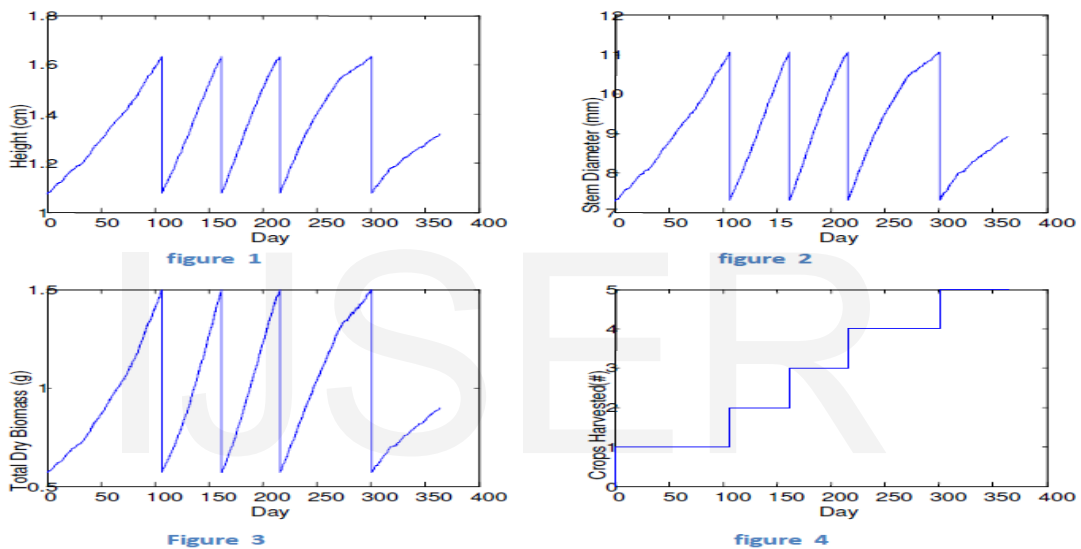


Figure 1 is the height in cm, Figure 4 is the cumulative number of growing season, Figure 3 is the total biomass (dry weight), and Figure 2 is the rod diameter in mm

The speed of growth of the mass of the plant is normal for most of the year except in the end of autumn and beginning of winter because of the temperature drops at night and we discussed this problem and its correction previously.

VI. CONCLUSION

However, our objective is achieved to the extent that it has been shown through modeling and control by the use of fuzzy logic, this area is very difficult because it is a multi control variables which the greenhouse is a biophysical system where parameters are highly correlated as shown by the results. this technique of fuzzy logic that has been adapted to the greenhouse to a promising future for the climate control and management of the greenhouse. for greenhouse growers, it is a preferred approach for structuring and knowledge aggregation and as a means of identification of gaps in the understanding of mechanisms and interactions that occur in the system - greenhouse.

Fuzzy logic is a branch of artificial intelligence, which must point out its advantages and disadvantages. its use has led to quite satisfactory results of the control and regulation perspective.

We remain optimistic in the near future, as to the operation of artificial intelligence, including the use of fuzzy logic which indicates:

- ✓ For the control and regulation of the greenhouse microclimate.
- ✓ By the conservation of energy.
- ✓ For the efficiency of energy use in the greenhouses operation.
- ✓ For improved productivity of crops under greenhouses.
- ✓ In a significant reduction of human intervention.

VII. REFERENCES

- [1] <https://ecommons.cornell.edu/handle/1813/3437>
- [2] http://library.thinkquest.org/C004535/calvin_cycle.html
- [3] https://en.wikipedia.org/wiki/Fuzzy_control_system
- [4] S.D. DHAMAKALE and S.B. PATIL , Fuzzy Logic Approach with Microcontroller for Climate Controlling in Green House, International Journal on Emerging Technologies 2(1): 17-19(2011)
- [5] https://en.wikipedia.org/wiki/Fuzzy_control_system
- [6] <http://www.wunderground.com/cgi-bin/findweather/getForecast?query=2>
- [7] N. BIBI-TRIKI , S. BENDIMEMERAD , A.CHERMITTI , T. MAHDJOUR , B. DRAOUI , A. ABENE.
Modeling ,characterization and Analysis of the dynamic behavior of heat transfer through polyethylene and glass wall of greenhouses .ELSEVIER -Physics Procedia 21(2011)67-74
- [8] S. BENDIMEMERAD , T. MAHDJOUR , N. BIBI-TRIKI , M.Z BESSENOUCI , B. DRAOUI , H. BRCHAR
Simulation and Interpretation of the BIBI Ratio C_B (.), as a Function of Thermal Parameters of the Low Inertia Polyethylene Wall of Greenhouses. Rev ELSEVIER Physics Procedia 55(2014)157-164
- [9] B. DRAOUI , F. BOUNAAMA , T. BOULARD , N. BIBI-TRIKI
In-situ Modelization of a Greenhouse Climate Including Sensible Heat, Water Vapor and CO₂ Balances. EPD science ,2013 . EPS Web of conferences 45.01023(2013) DOI : 10.105/epjconf/201334501023
- [10] ABDELHAFID HASNI , B.DRAOUI , T.BOULARD , RACHID TAIBI , ABDEDJEBAR HEZZAB , Evolutionary Algorithms in the Optimization of Greenhouse Climate Model Parameters . International Review On Computers and Software (I.RE.CO.S) ,Vol. 3 , N.6 November 2008
- [11] F. BOUAAMA , K. LAMMARI , B. DRAOUI
Greenhouse Air Temperature Control Using Fuzzy PID+I and Neuron Fuzzy Hybrid System Controller International Review of Automatic Control (I.RE.A.CO), Vol. xx, n. x September 2008
- [12] ABDELHAFID HASNI , B.DRAOUI , T.BOULARD , RACHID TAIBI , BRAHIM DENNAI
A Particle Swarm Optimization of Natural Ventilation Parameters in a Greenhouse With Continuous Roof Vents Sensor & Transducers Journal , Vol. 102 , Issue 3 , March 2009 , pp. 84-93
- [13] F. BOUAAMA , B. DRAOUI
Greenhouse Environmental Control Using Optimized MIMO PID Technique Sensors & Transducers Journal, Vol. 133, Issue 10, October 2011, pp. 44-52
- [14] KHELIFA LAMMARI , F. BOUAAMA , B. DRAOUI , BENYOUCEF MRAH, MOHAMED HAIDAS
GA Optimization of the Coupled Climate model of an order two of a Greenhouse . Rev ELSEVIER Energy Procedia 18 (2012) 416 – 425
- [15] M. GURBAOUI, A. Ed-DAHAK , Y. ELAFOU , A. LACHHAB , L. BELKOURA and B. BOUCHIKHI
IMPLEMENTATION OF DIRECT FUZZY CONTROLLER IN GREENHOUSE BASED ON LABVIEW ,International Journal of Electrical and Electronics Engineering Studies Vol.1 No.1, pp.1-13, September 2013
- [16] MOHAMED MASSOUR EL AOUD and MOSTAFA MAHER , INTELLIGENT CONTROL FOR A GREENHOUSE CLIMATE ,International Journal of Advances in Engineering & Technology, Sept., 2014. ISSN: 22311963
- [17] Didi Faouzi , Nacereddine Bibi Triki , Ali Chermitti , OPTIMIZING THE GREENHOUSE MICRO-CLIMATE MANAGEMENT BY THE INTRODUCTION OF ARTIFICIAL INTELLIGENCE USING FUZZY LOGIC , International Journal of Computer Engineering & Technology (IJCET) ,Volume 7, Issue 3, May-June 2016, pp. 78–92, Article ID: IJCET_07_03_007 ,Available online at <http://www.iaeme.com/IJCET/issues.asp?JType=IJCET&VType=7&IType=3>.



Doctor Didi Faouzi

Graduate: DEUA of University degree in Applied cold in 2008 Yahia Fares University of Médéa Algeria, State Engineer HVAC in 2011 from the University of khemis Miliana Algeria, academic Master in Energy and Thermal in 2012 University khemis Miliana Algeria in Mechanical Engineering Degree in 2014 of Yahia Fares University of Médéa Algeria, Master in Energy and Industrial Refrigeration in 2013 Yahia Fares University of Médéa Algeria, PhD in Physics specialty Renewable Energies during 2013.



Professor Doctor N. Bibi-Triki Graduate: State Engineer in mechanical engineering technology and industrial equipment of the University of Annaba Algeria, magister holder in physical energy and Doctorate of Science from the University Es Abu Bakr Belkaïd Tlemcen Algeria.
Professor, scientist, head of the National Research Project (NRP) in the field Agriculture, Food, Forestry, Natural and Rural Areas; head of research team in solar thermal material and thermal systems within the Research Unit of Materials and Renewable Energy (URMER) of the University of Tlemcen Algeria.



Professor Doctor Draoui Belkacem received MEng from the University of Science and Technology of Oran (Algeria) in January 1988 and PhD thermal degree from University of Nice French in 1994. he is scientific interests are Energy applications in agriculture and horticulture.